

Instructions for searching and viewing reports

Contents

➤ 01 – Side effects of therapies	Page 1
➤ 02 – Advanced search	Page 2
➤ 03 – View stories	Page 3
➤ 04 – Choosing of treatment: main- and subcategories	Page 3
➤ 05 – Sort of result tables	Page 4
➤ 06 – Choosing of a personal report	Page 5
➤ 07 – Viewing of a personal report	Page 5
➤ 08 – Basic data	Page 6
➤ 09 – Graphs	Page 7
➤ 10 – PSA-doubling times	Page 8
➤ 11 – Side effects	Page 9
➤ 12 – My story	Page 10
➤ 13 – Subscription of reports – receive future reports by e-mail.	Page 11
➤ 14 – Translation of reports	Page 11
➤ 15 – Send a personal message	Page 12
➤ 16 – Printing of a report	Page 13

The width of the layout has been optimized for displays of 1300 pixels or more because of extensive tables and graphs.

Instructions for searching and viewing reports

01 – Side effects of therapies

Choose the treatment **here!** Choose up to three treatments to compare them and there side effects!

myProstate.eu Prostate Cancer Personal stories

English German Moderatoren-Ebene Home Contact Links About us Logout

Create your story
Instructions and info
Side effects of therapies
Advanced search
View stories
Watchful Waiting
Prostatectomy
Radiation therapy
Hormonal therapy
Other treatments

Summary of side effects

Click to select desired therapy: →→→

Treatment 1 Treatment 2 Treatment 3

Open surgery

Total number of treatments: 131

Course of therapy in general

Are you satisfied with the course of the therapy?
Has the treatment met your expectations?
Are you satisfied with the course of the PSA-values?
Was the castration level of testosterone (0,2 ng/ml, 20 ng/dl, 0,69 nmol/l) met by the ADT treatment?

Side effects of the therapy

Urinary incontinence? During therapy
1-4 weeks after therapy
2-4 months after therapy
5-12 months after therapy
More than 12 months after therapy

Urinary retention? During therapy
1-4 weeks after therapy
2-4 months after therapy
5-12 months after therapy
More than 12 months after therapy

Loss of virility? During therapy
1-4 weeks after therapy
2-4 months after therapy
5-12 months after therapy
More than 12 months after therapy

Affected persons who have marked this assessment

- Loewen
- klasch40
- WernerJ
- HorstKG
- Juni1970
- MatthiasL

Number of users who have made an assessment of the chosen therapy..

Number of positive to negative assessments. When **clicking a number**, the users who have made this assessment are displayed on the right side.

Instructions for searching and viewing reports

02 – Advanced search

If desired, you can display only reports which have been written in certain languages.

Choose story language: all English German French Spanish

Advanced search Print

Age at diagnosis: from 50 to 60
 PSA value at diagnosis: from 5 to 10
 Gleason-Sum: from 6 to 7

TNM-stages: Txx** [] Nx [] Mx []
 Date of first diagnosis: from dd./mm./yyyy to dd./mm./yyyy

All persons who have undergone this treatment: []
 All persons living only in these countries: [] and [] and [] and []

Multiple choice

Initial treatment:* **Second treatment:*** **Third treatment:*** **Fourth treatment:***

Active Surveillance
 Watchful Waiting
 Open surgery
 open surgery + ADT
 open surgery + RT
 Laparoscopy
 Laparoscopy + ADT
 Laparoscopy + RT
 DaVinci

Active Surveillance
 Watchful Waiting
 Open surgery
 open surgery + ADT
 open surgery + RT
 Laparoscopy
 Laparoscopy + ADT
 Laparoscopy + RT
 DaVinci

Active Surveillance
 Watchful Waiting
 Open surgery
 open surgery + ADT
 open surgery + RT
 Laparoscopy
 Laparoscopy + ADT
 Laparoscopy + RT
 DaVinci

Active Surveillance
 Watchful Waiting
 Open surgery
 open surgery + ADT
 open surgery + RT
 Laparoscopy
 Laparoscopy + ADT
 Laparoscopy + RT
 DaVinci

In the above shown example, only reports of men will be selected who fulfilled the following criterias:

- Age at diagnosis: between 50 und 60 years old
- PSA-value at diagnosis: between 5 und 10
- Gleason-Score: between 6 und 7
- and **DaVinci-method** for the removal of the prostate.

After clicking the "Search"-button a table with all users who fulfilled the above criterias will be displayed.

Choose story language: all English German French Spanish [Legend](#)

L	ST	Personal information			Details at diagnosis			Initial treatment			Second treatment			Third treatment					
		Name	Age	City	Stars	Date	Age	PSA	GS	T-Stage	Date	PSA	Treatment	Date	PSA	Treatment	Date	PSA	Treatment
DE	U	Eduard54	58			12.02.09	55	5.9	4+3	T1c	31.03.09	5.9	DaVinci						
DE	U	labe59	54			28.06.12	53	5.4	3+3	T1c	10.07.12	5.4	DaVinci						
DE	F	rdisun51	62			27.03.09	58	5.9	3+4		11.06.09	5.9	DaVinci	07.07.11	0.2	IMRT			
DE	F	Blkenmicha	55			03.02.10	52	7.1	3+3		28.04.10	7.7	DaVinci						
DE		LeNovo	51			15.08.12	50	5.7	4+3	ct2a	24.09.12	4.3	DaVinci						
DE		inoo1982	51			17.07.12	50	5.4	3+3	T1c	17.09.12	5.5	DaVinci						

Stars

- Initial diagnosis 0 - 5 years ago
- ★ Initial diagnosis 5 - 10 years ago
- ★★ Initial diagnosis 10 - 15 years ago
- ★★★ Initial diagnosis more than 15 years ago

St

- N = new
- U = update
- F = due
- † = †

Status

- Newly registered in the last 30 days
- Update under 3 months old
- Last update was made more than 9 month ago.
- Unfortunately, we have received a death notice.

Instructions for searching and viewing reports

03 – View stories

If you are choosing the the menu "view stories" or one of the submenus a table is displayed with all the users who fulfill the choosen criteria or had undergone the treatment you selected.

View stories	The submenus are shown::
All stories	- all users are listed (actually several hundred)
New registrations	- Shows the last 20 new registrations.
New updates	- Shows the last 50 new updates.

04 – Selection of treatments: main- and sub-categories

The following main-categories can be choosen:

Watchful Waiting
Prostatectomy
Radiation therapy
Hormonal therapy
Other treatments

The search can be narrowed by choosing a sub-category the. The following sub-categories are disponible:

Watchful Waiting	Prostatectomy	Radiation therapy	Hormonal therapy	Other treatments
Active Surveillance	Open surgery	LDR - Brachy	ADT1	TUR-P
Watchful Waiting	DaVinci	HDR - Brachy	ADT2	HIFU
	Laparoscopy	IMRT	ADT3	Hyperthermia
	other RPE	Protons	intermittent ADT	Chemotherapy
		Ions	ADT by Leibowitz	AAC by Leibowitz
		other RT	other ADT	Homeopathy
				other alternative medicine
				other treatments

Instructions for searching and viewing reports

05 – Sort of the result tables

L	ST	Personal information				Details at diagnosis				Initial treatment			Second treatment			Third treatment			
		Name	Age	Ctry	Stars	Date	Age	PSA	GS	T-Stad.	Date	PSA	Treatment	Date	PSA	Treatment	Date	PSA	Treatment
EN	F	Arek Daniel	48	FR	★	23.10.06	41	8.1	4+3		21.11.06	9.1	DaVinci						
EN	F	Bruce	44	FR		30.08.09	41	4.1	3+3	t	30.08.09	4.1	Watchful Wait.	15.02.10	0.1	DaVinci	16.02.10	0.0	Active Surv.
EN	F	brorick	46	US		10.10.09	42	41.0	+1		10.10.08	41.0	Homeopathy	11.09.09	4.0	Laparoscopy	08.08.11	4.0	o. treatment
EN	F	Mark1956	57	UK	★★	10.08.01	45	19.6	+		01.10.01	19.6	Open surgery	01.11.03	0.9	other RT	01.12.08	0.3	ADT1
EN		Joe1964	48	US		21.04.10	46	3.5	3+3		04.06.09	3.5	DaVinci						

The columns can be sorted by clicking on the small blue arrows.

e.g.. by **age** at diagnosis of PCa or e.g.. **PSA-value** at intital treatment.

L	ST	Personal information				Details at diagnosis				Initial treatment			Second treatment			Third treatment			
		Name	Age	Ctry	Stars	Date	Age	PSA	GS	T-Stad.	Date	PSA	Treatment	Date	PSA	Treatment	Date	PSA	Treatment
EN	F	Petereb	70	DE	★	22.12.07	65	1121	4+3	T4	22.12.07	1121	other ADT	07.01.08	1121	ADT1	04.04.08	2.1	ADT1
EN	F	George_H	62	UK	★	12.04.05	54	182	4+3	T4	14.04.05	182	IMRT+ADT	18.09.07	0.1	Active Surv.	17.05.10	21.0	ADT2
EN	F	Barny-74	76	AU	★★	05.06.00	64	4.3	+		22.11.10	116	interm. ADT	30.11.10	0.3	interm. ADT			
EN	U	Tom Johnson	75	US	★★★	01.03.96	59	110	4+3	T4	13.01.96	110	ADT2	01.07.96	0.1	ADT2	05.11.01	3.0	Active Surv.
EN	U	Don_R	56	US		15.02.13	57	101	4+5	T4	15.02.13	101	ADT1	04.03.13	98.7	ADT2			

06 – Choosing a personal report

L	ST	Personal information				Details at diagnosis				Initial treatment			Second treatment			Third treatment			
		Name	Age	Ctry	Stars	Date	Age	PSA	GS	T-Stad.	Date	PSA	Treatment	Date	PSA	Treatment	Date	PSA	Treatment
EN	U	Markusha	67	FR		15.04.09	63	286	4+4	T2c	15.06.09	0.3	ADT2	15.02.11	5.5	other RT	28.02.13	48.5	o. treatment
EN	U	Tom Johnson	75	US	★★★	01.03.96	59	110	4+3	T4	13.01.96	110	ADT2	01.07.96	0.1	ADT2	05.11.01	3.0	Active Surv.
EN	U	Terry Herbert	71	FR	★★★	12.08.96	54	8.96	7.2		10.06.04	8.6	TUR-P	01.05.07	0.2	ADT1			
EN	U	SteveT	67	US	★	23.07.07	61	19.6	3+3	T1c	23.07.07	19.2	interm. ADT	23.07.08	12.0	o. alt. med	23.04.10	9.7	o. treatment
EN	U	Roger Carnell	70	US		16.10.09	67	4.6	3+3	T1c	16.10.09	4.6	Active Surv.						

A personal report will be displayed by clicking onto a name or onto the green bar

Last story 50 days ago

A small info window appears stating when the last report was recorded by this user if the cursor remains a short moment on a name or a line.

Instructions for searching and viewing reports

07 – Viewing a personal report

You can view the personal data, graphs, PSA-DT and stories by selecting the corresponding tab. Activated tabs are highlighted in olive green.

English German Home Contact Links About us Login/Sign up

Create your story Hampe42 My Basic Data Graphics PSA-DT Side effects My Story

Instructions and info Personal contact Print

Side effects of therapies Personal data - diagnosis Personal data Data at initial diagnosis

It is possible to **contact a user** personally or to **print** a whole report.

08 – Basic data

English German Home Contact Links About us Login/Sign up

Create your story Hampe42 My Basic Data Graphics PSA-DT Side effects My Story

Instructions and info Personal contact Print

Side effects of therapies Personal data - diagnosis Personal data Data at initial diagnosis

Advanced search

View stories

Watchful Waiting

Prostatectomy

Radiation therapy

Hormonal therapy

Other treatments

Visible name: Hampe42 Date: 10.06.2010

Ctry: Schweiz Age at diagnosis: 68

State/Province: Basel-Landschaft PSA: 174.00

Year of birth: 1942 Biopsied? Yes

Age: 71 TUR-P? No

Occupation: Rentner Gleason Score: 3 + 4 = 7a

Hobbies: Reisen und alte Autos TNM-Stages: cT4 N0 M1

My Website: Remark:

Maximum measured prostate volume Postoperative pathological data

Date: 10.06.2010 Date:

PSA: 174.00 Gleason Score:

Volume in ml or cm³: 25 pTNM-classification:

Margins:

p-L-V-P-G-Findings:

See stories of:

Treatments	from	to	PSA**	Type	Clinic	City
	25.06.10	21.03.10	174.00	ADT2	Urologe	Basel
** PSA level at the start of the treatment	21.03.11	12.02.12	4.28	ADT1	Urologe - Basel	Firmagon statt Eligard
	11.08.11	11.08.11	3.50	other RT	Privatinstitut, Allschwil	1-malig 8 Gy
	13.02.12		7.72	ADT2	Urologe	Basel
	03.08.12	03.08.12	14.00	other RT	Privatinstitut, Allschwil	1-malig .. Gy
	01.12.12	11.12.12	27.57	other RT	Privatinstitut, Allschwil	10x 3 Gy
	21.01.13	28.05.13	27.57	Chemotherapy	Uni-Spital	Basel
	31.05.13	02.06.13	10.00	Active Surveillance	Urologe	Basel

Drugs	from	to	Medication	Quantity / unit of time
	15.04.10	15.05.10	Tilur Retard	4x1 pro T
	15.04.10	15.05.10	Omeprax	1 x 1 pro T
	09.06.10	16.06.10	Flagyl	1x pro T

NEM = Nutritional supplement

The personal data, data at diagnosis as well as the treatments carried out and the drugs taken are shown on this page.

Instructions for searching and viewing reports

09 – Graphs



The first two graphs show the PSA-evolution with a logarithmic and a linear scale. Touching a measuring point will display the exact value. Further graphics of other values (for example testosterone, free PSA, CGS etc.) might be displayed if entered by the user.

Instructions for searching and viewing reports

10 – PSA-doubling times

English German Home Contact Links About us Login/Sign up

My Basic Data Graphics **PSA-DT** Side effects My Story

Personal contact Print

PSA doubling times in years

DT is greater than previous period.

DT is smaller than previous period.

* Calculated backwards for 1, 2, 4 and 8 periods.

Limit = 3 years

Date	PSA	1*	2*	4*	8*	Date	PSA	1*	2*	4*	8*
01.01.09	3.33					29.11.12	33.80	0.52	0.32	0.30	0.38
10.06.10	174.00	0.25				22.01.13	30.80	--	1.89	0.43	0.46
12.08.10	15.20	--	0.74			12.02.13	18.63	--	--	--	0.84
27.09.10	29.50	0.13	--			28.02.13	12.40	--	--	--	1.58
20.10.10	7.34	--	--	1.58		16.04.13	6.37	--	--	--	--
03.11.10	5.82	--	--	--		06.05.13	6.37	∞	--	--	--
01.12.10	18.50	0.05	0.09	1.07		07.05.13	5.59	--	--	--	--
07.12.10	16.50	--	0.06	--		28.05.13	4.03	--	--	--	--
21.12.10	12.10	--	--	0.24	1.06	20.06.13	25.00	0.02	0.06	0.09	--
23.12.10	11.40	--	--	0.14	--	31.12.13	13.13	--	0.35	0.63	--
13.01.11	10.10	--	--	--	--	31.12.14	14.14	9.35	--	1.23	--
09.02.11	8.41	--	--	--	--						
21.03.11	4.28	--	--	--	--						
19.04.11	3.75	--	--	--	--						
19.05.11	3.74	--	--	--	--						
13.07.11	4.50	0.56	0.89	--	--						
09.08.11	3.50	--	--	--	--						
19.10.11	4.50	0.54	∞	1.91	--						
14.12.11	5.82	0.41	0.47	0.90	--						
20.01.12	7.72	0.25	0.33	0.67	--						
23.02.12	7.93	2.41	0.44	0.46	1.04						
31.05.12	10.60	0.64	0.79	0.50	0.75						
27.07.12	14.00	0.39	0.52	0.49	0.63						
30.08.12	19.70	0.19	0.28	0.45	0.53						
04.10.12	27.58	0.20	0.19	0.34	0.39						

Calculation of doubling times in days

Doubling time in years:

Doubling time in days:

Clicking the "PSA-DT-tab" will display a table with the PSA values and the PSA doubling times in years. The doubling times will be calculated backwards for 1, 2, 4 or 8 periods.

PSA-doubling times of <3 Jahren are highlighted in red!


Values in the column "8 periods" are more meaningful as errors in measurements and other influencing factors are less significant. The interpretation of the PSA-doubling times should be done by a specialist.

Increasing doubling-times compared to the previous period have a lime-green background, decreasing doubling-times a reddish one.

Instructions for searching and viewing reports

11 – Side effects of therapies

English German Home **Contact** Links About us Login/Sign up

Create your story  Hampe42 My Basic Data Graphics PSA-DT **Side effects** My Story

Instructions and info Personal contact Print

Side effects of therapies Side effects of my past therapies ADT2 ADT1 ADT2 Chemotherapy >>

Advanced search

View stories

Watchful Waiting

Prostatectomy

Radiation therapy

Hormonal therapy

Other treatments

Course of therapy in general

Question	ADT2	ADT1	ADT2	Chemotherapy
	yes, sure rather yes more or less rather no No	yes, sure rather yes more or less rather no No	yes, sure rather yes more or less rather no No	yes, sure rather yes more or less rather no No
Are you satisfied with the course of the therapy?				
Has the treatment met your expectations?				
Are you satisfied with the course of the PSA-values?				
Was the castration level of testosterone (0,2 ng/ml, 20 ng/dl, 0,89 nmol/l) met by the ADT treatment?				

Side effects of the therapy


Question	ADT2	ADT1	ADT2	Chemotherapy
	No yes, mild severe	No yes, mild severe	No yes, mild severe	No yes, mild severe
Urinary incontinence? During therapy				
1-4 weeks after therapy				
2-4 months after therapy				
5-12 months after therapy				
More than 12 months after therapy				
Urinary retention? During therapy				
1-4 weeks after therapy				
2-4 months after therapy				
5-12 months after therapy				
More than 12 months after therapy				
Loss of virility? During therapy				
1-4 weeks after therapy				
2-4 months after therapy				
5-12 months after therapy				
More than 12 months after therapy				
Stool incontinence? During therapy				
1-4 weeks after therapy				
2-4 months after therapy				
5-12 months after therapy				
More than 12 months after therapy				

Clicking the "Side effects" tab will display the effects of therapies made by the user. Each therapy undertaken can be assessed individually. For example, if two ADT1-treatments have been made, each will be assessed separately.




Instructions for searching and viewing reports


12 – My story

English German Home Contact Links About us Login/Sign up

Create your story  Hampe42 My Basic Data Graphics PSA-DT Side effects **My Story**

Instructions and info Personal contact Print

My Story	Date ▲ ▼	Last PSA from	Personal stories
Translate into:  English  French  Spanish	15.10.2009	3.33 01.01.09	Bis heute waren mir Ärzte und Spitäler ein Fremdwort.
			Im Oktober 2009 habe ich erstmals sporadische Rücken- und Hüftschmerzen bemerkt. An Weihnachten sehr viel stärkere Schmerzen. Die schmerzfreien Intervalle wurden immer kürzer. Ich habe mir selber Schmerzmittel verabreicht, ohne einen Arzt zu konsultieren.
			Die Schmerzen führte ich auf Abnützungen aufgrund meiner früheren Tätigkeit als Lastwagenfahrer zurück.
	15.04.2010	3.33 01.01.09	Erstmals Besuch bei einem Rücken- und Knochenspezialisten. Dieser verschrieb mir Tilur Retard und Omeprax als Schmerztherapie.
	10.05.2010	3.33 01.01.09	Der Knochenspezialist überwies mich zur Bild-Diagnostik.
			Es wurde am 10.5.2010 ein axiales kontrastmittelverstärktes 64-MDCT des Thorax und des Abdomens und am 12.5.2010 zusätzlich eine PET/CT mit 233 MBq F-18FDG durchgeführt.
			Auszug aus der radiologischen Diagnose: 1. Hochgradiger Verdacht auf ausgedehnt, vor allem osteosklerotisch-osteolytisch metastasierendes Prostata-Carcinom mit Befall HWS, insbesondere der BWS und LWS sowie der Os III beidseits, insbesondere Acetabulum rechts, des Sacrums mit möglicher Lymphknotenmetastase iliacal extern rechts. Weitergehende urologische Abklärung (PSA?) dringend empfohlen. 2. Kein Hinweis auf andersweitigen, malignen Tumorprozess. 3. Aufgrund dieser Diagnose überweist mich der Knochenspezialist an einen Urologen.
	01.06.2010	3.33 01.01.09	Erster Besuch beim Urologen. Zuerst Blut- und Urinabnahme und nachfolgend Ultraschalluntersuchung.
	06.06.2010	3.33 01.01.09	Der Urologe teilt mir telefonisch den PSA-Wert mit und bietet mich zu einer Biopsie auf. Per Fax erhalte ich ein Rezept für ein Antibiotika (Flagyl und Ciproflex), welches ich einen Tag vor und 4 Tage nach der Biopsie einnehmen muss.
	10.06.2010	174.00 10.06.10	Biopsie 3x rechts und 3x links. Das Einstechen habe ich kaum bemerkt. Histopathologische Diagnose: Transrektale Stanzbiopsien, Prostata rechts Infiltrate eines vorwiegend kleindrüsigen und herdförmig kibriformen mässig differenzierten Adenokarzinoms, nachgewiesen in 3 von 3 Biopsien (ca. 70% der gesamten Gewebefläche tumorbefallen). Transrektale Stanzbiopsien, Prostata links Infiltrate eines vorwiegend kleindrüsigen und herdförmig kibriformen mässig differenzierten Adenokarzinoms, nachgewiesen in 3 von 3 Biopsien (ca. 80% der gesamten Gewebefläche tumorbefallen). Gleason 3+4=7

Clicking the "My story" tab will display the written reports. These might be sorted in ascending or descending order. 

Instructions for searching and viewing reports

13 – Subscription of reports

"**Subscribe update**" allows you to subscribe to future reports of this user. Subscribed reports will be sent by e-mail.

Only registered and logged-in users can subscribe and administrate reports!

See the "Instructions for registration and recording of your own PCa-history".

English German Home Contact Links About us Logout

Create your story Hampe42 My Basic Data Graphics PSA-DT Side effects My Story

Instructions and info [Subscribe update](#) Personal contact Print

Side effects of therapies Personal data - diagnosis Personal data Data at initial diagnosis

14 – Translation of reports

If a report is written in a foreign language you can have it translated by Google into the language of your choice by clicking on to the appropriate flag.

English German Home Contact Links About us Logout

Create your story Hampe42 My Basic Data Graphics PSA-DT Side effects My Story

Instructions and info [Subscribe update](#) Personal contact Print

Side effects of therapies My Story Date ▲ ▼ Last PSA from Personal stories

Advanced search

View stories

Watchful Waiting

Prostatectomy

Radiation therapy

Hormonal therapy

Other treatments

Translate into:
 English
 French
 Spanish

Date ▲ ▼	Last PSA from	Personal stories
15.10.2009	3.33 01.01.09	Bis heute waren mir Ärzte und Spitäler ein Fremdwort.
15.04.2010	3.33 01.01.09	Erstmals Besuch bei einem Rücken- und Knochenspezialisten. Dieser verschrieb mir Tilur Retard und Omeprax als Schmerztherapie.
10.05.2010	3.33 01.01.09	Der Knochenspezialist überwies mich zur Bild-Diagnostik.

Es wurde am 10.5.2010 ein axiales Kontrastmittelverstärktes 64-MDCT des Thorax und des Abdomens und am 12.5.2010 zusätzlich eine PET/CT mit 233 MBq F-18FDG durchgeführt.

Auszug aus der radiologischen Diagnose:

1. Hochgradiger Verdacht auf ausgedehnt, vor allem osteosklerotisch-osteolytisch

Instructions for searching and viewing reports

15 – Send a personal message

English German Home Contact Links About us Logout

Create your story **+** Hampe42 My Basic Data Graphics PSA-DT Side effects My Story

Instructions and info [Subscribe update](#) [Personal contact](#) [Print](#)

Side effects of therapies My Story Date ▲▼ Last PSA from Personal story

Advanced search [Translate into:](#) 15.10.2009 3.33 01.01.09 Bis heute waren mir Ärzte und Spitäler ein Fremdwort.

"Personal contact" allows you to send a personal message to the user. **The name and the e-mail address of the recipient are not visible!** The recipient can then decide whether he wants to answer and reveal his real name.

myProstate.eu does not store any personal messages and has no insight into these.

English German Home Contact Links About us Login/Sign up

Create your story **Personal message to Hampe42** [Print](#)

Instructions and info

Side effects of therapies

Advanced search

View stories

Watchful Waiting

Prostatectomy

Radiation therapy

Hormonal therapy

Other treatments

from Name:*

Prenom:*

E-Mail:*

Personal message:*

For the spam protection please enter both words.

Income

Geben Sie die 2 Wörter ein

For help please click [here](#)

[Send message](#)

The sender will receive a copy of the personal message to the e-mail address he indicated.

If you are logged in the spam-protection is set off and your name and e-mail-address is filled in automatically!

Instructions and info

Side effects of therapies

Advanced search

View stories

Watchful Waiting

Prostatectomy

Radiation therapy

Hormonal therapy

Other treatments

from Name:*

Prenom:*

E-Mail:*

Personal message:*

[Send message](#)

Instructions for searching and viewing reports

16 – Printing of a report

The screenshot shows the user interface for a patient named Hampe42. The top navigation bar includes language options (English, German), a home button, and links for Contact, Links, About us, and Login/Sign up. The main content area is divided into several sections: 'Create your story', 'Instructions and info', 'Side effects of therapies', 'Advanced search', 'View stories', 'Watchful Waiting', and 'Prostatectomy'. The 'Personal data - diagnosis' section is highlighted in green and contains the following information:

Personal data - diagnosis	Personal data	Data at initial diagnosis	
Visible name:	Hampe42	Date:	10.06.2010
Ctry:	Switzerland	Age at diagnosis:	68
State/Province:	Basel-Landschaft	PSA:	174.00
Year of birth:	1942	Biopsied?	Yes
Age:	71	TUR-P?	No
Occupation:	Rentner	Gleason Score:	3 + 4 = 7a
Hobbies:	Reisen und alle Autos	TNM-Stages:	cT4 N0 M1
My Website:		Remark:	

"Print" allows you to print the whole report including

- Basic data
- Graphics
- PSA-DT
- Reports

The "Side effects" will not be printed.